

SANT NIRANKARI PUBLIC SCHOOL

HOLIDAYS HOMEWORK

CLASS: PRE – PRIMARY

(2018 -19)

NAME: _____



**Summer vacation will commence from 21st
May 2018. School will reopen on 2nd July.**



SUMMER IS HERE LET'S GIVE A BIG CHEER!!!!

Dear Parents,

Summer holidays are the time of the year when you get an opportunity to spend maximum time with your child. Let your child sail and enjoy in the ship of adventure rides and high tide activities during the holidays. So we bring meaningful and creative activities to occupy the little ones in their free time.

The wonders of where we are
And where we'll be what we
Do and what we see. What we
Find and what we seek, not
Everyone knows and I just
Wonder--- mom and dad could
You spend some time with me!



A decorative border of colorful pencils (green, yellow, blue, red) surrounds the text. The pencils are arranged in a circular pattern, with some pointing towards the center and others pointing outwards.

GOOD MANNERS AND GOOD HABITS

- 0 Use magic words like Sorry, Please and Thank you.
- 0 Help your parents/grandparents around the house.
- 0 Have your food without spilling.
- 0 Always wash your hands with soap and water before you eat.
- 0 Place a table mat before having your food and keep your plate in the kitchen after you have finished your meal

GREET AND WELCOME GUESTS VISITING YOUR HOUSE

HOW INDEPENDENT CAN I BECOME?

- 0 Arrange your books, toys and clothes in proper cupboard/ shelves.
- 0 Helping in simple chores like arranging the dining table would make you more confident and everyone else will be proud of you.
- 0 Learn how to write your name in English as well as in Hindi.
- 0 Memorize your father's and mother's name, home address and phone numbers of your parents too.
- 0 Spend time with your family members and try to converse in English with your parents, family & friends.
- 0 Turn off lights, fans and taps when not in use.
- 0 Always throw garbage in the dustbin and keep your surroundings clean.
- 0 Turn off lights, fans and taps when not in use.
- 0 Always throw garbage in the dustbin and keep your surroundings clean.



SPEAKING SKILLS

- Try to communicate in English with your child as much as possible.
- Prepare your ward to speak the following five lines on **“MYSELF”** thoroughly
 - 1) My name is _____.
 - 2) I am a boy / girl.
 - 3) I am four / five years old.
 - 4) I study in class Pre – Primary.
 - 5) My school's name is Sant Nirankari Public School.

LET'S VISIT!!!!!!

- With your family, click photographs of your visit and stick them to make a beautiful collage.
- Visit to some Orphanage or Old Age home and spend some time with the inmates and click picture or make videos. Bring them to school after vacations.

HAPPY FATHERS DAY

FATHER'S DAY' is on 18th June so make Father's Day special this year by gifting a beautiful T-shirt with handprints.

THE GREATEST GIFT I EVER HAD, CAME FROM GOD I CALL HIM DAD.
(Place a white T-shirt over T-shirt form and make sure the top of the shirt is smooth and wrinkle free. Put paint on child's hand using fabric colour and, with the fingers spread, press firmly on T-shirt. Have fingers pointing to the top of the T-shirt. Repeat it with the other hand. Let dry and gift it to your dad on Father's Day.)





ASSIGNMENTS

Books are our friends. Encourage your ward to keep the books neat and tidy. Kindly help your ward in doing the following assignments in separate (3 IN ONE) notebook and cover it beautifully.

MATHS

- MATHEMATICS BOOK(Numbers express):-Pg.no 3 ,4,5,6,7,8,9,10,11,12,13,14,15
- Write counting 1-50. (10 times).
- What comes after 1-20 (5 times).
- What comes Between 1-20 (5 times)
- Back counting 20-1 (5 times).
- Dictation of numbers (1 to 50).

BLITZ

- Do page no: - 3, 4, 5, 6, 8, 12 and 20
- Learn the following given concepts :-
 - (i) 5 lines about MYSELF
 - (ii) 5 Good habits that we should follow every day :-
 - Take bath daily.
 - Brush your teeth.
 - Wake up early.
 - Cut your nails.
 - Wash your hands before you eat.
 - (iii) Parts of body and our sense organs.
 - (iv) MAGIC WORDS (Thank you, Sorry, Please, Excuse me) make use of these given magic words in your daily routine.
- Learn English prayer given in your school almanac(diary)

THE LITTLE EXPLORER (BOOK – A)

- Do page no :- 4, 7, 9 and 11
- Read page no :- 12,13,18,19and 21

ENGLISH

- Letter Delight Book A :-_Do page no – 4, 5, 6.
- Complete all the pages of cursive (a – z) and all the related worksheets in “a b c English printed book”.
- Make your ward practice phonic sounds (a – z) daily.
- Help your ward to read the sight words given on pg. – 4, 5, 6 of “LETTER DELIGHT BOOK – A “with the help of phonic sounds. Further make use of these sight words in the form of simple sentences like :-

- I am hungry.
- How are you?
- That is my ball.
- I have done my work. Etc.....

➤ Make your ward familiar with the concept of vowels (a , e , i , o , u) and consonants (b , c , d , f , g , h , j , k , l , m , n , p , q , r , s , t , v , w , x , y , z) .

a	+	g	=	ag
a	+	b	=	ab
a	+	d	=	ad
a	+	m	=	am
a	+	n	=	an
a	+	t	=	at

(a) Pasting /Creative work :-

- Using A3 sheet paste pictures of good habits.
- Paste Parts of the body or Sense organs and Magic words.
- Make a collage of summer fruits.

(b) LET'S HAVE SOME FUN WITH MOM DURING THE SUMMER BREAK:-

- With the help of your mom make any one animal mask using paper plate.
- Make a paper bag with the help of your mom and decorate it with thumb printing or vegetable printing.
- With the help of your mom try mixing of poster (water) colours like (red+ yellow, red+ white, red+ blue and yellow + blue.)
- Take all your favorite fruits and tell your mom to cut the fruits into small pieces and then add 2-3 drops of lemon juice and salt to it and mix it well. Your healthy fruit chart is ready.
- ENHAHCE YOUR SKILLS DURING THESE SUMMER HOLIDAYS BY DOING THESE ACTIVITES AT HOME:-

(A) GROSS MOTOR SKILLS:-

- Tries to catch a ball.
- Climb up and down a slide by self.
- Walks on a line.

(B) FINE MOTOR SKILLS:-

- feed self with spoon.
- Use toilet independently.
- Button your shirt.



(C) LISTENING AND SPEAKING SKILLS:-

- (i) Recognize common sounds.
- (ii) Talk in complete short sentences.
- (iii) Enjoy singing.

(D) MATHEMATICAL SKILLS:-

- Read and write numbers up to 50.
- Recognize shapes in common objects.
- Identify different patterns.

(E) EARLY LANGUAGE AND READING SKILLS:-

- Recognize the Alphabets.
- Recognize the Vowel sounds.
- Recognize sight words.

(F) GENERAL AWARENESS SKILLS:-

- (i) Keep environment clean.
- (ii) Maintain clean habits.
- (iii) Identifies the different parts of a house.

(G) CREATIVE SKILLS:-

- Colours within lines.
- Sticks things on paper at correct places.
- Spot differences between two scenes.

(H) SOCIAL SKILLS:-

- Understands sharing.
- Shares feelings.
- Answers how and why questions.

हिन्दी

0 मौखिक :

- 0 स्वर (अ से अः तक) का मौखिक अभ्यास करे।
- 0 व्यंजन (क से ज्ञ तक) का मौखिक अभ्यास करे।
- 0 दो अक्षर के शब्दों का मौखिक अभ्यास करे।
- 0 किसी एक विषय पर लघु कविता अथवा पांच पंक्तिया कंठस्थ करे।
- 0 (मेरा देश, त्यौहार, स्वच्छता, अच्छी आदते)

0 स्वर रागिनी कविता कंठस्थ करे।

- 0 अ से अनार आ से आम अपना तो है पढ़ना काम। इ से इमली ई से ईख सदा बड़ो की मानो सीख। उ से उल्लू ऊ से ऊन सदा अपनाओ अच्छे गुण। ए से एड़ी ऐ ऐनक बच्चे तो है देश की रौनक। ओ से ओखली औ से औजार बच्चो कभी न मानो हारा। अं से अंगूर अं है खाली बच्चो बजाओ ताली।

0 लिखित :

- 0 स्वर (अ से अः तक) का लिखित अभ्यास करे (दस बार)

0 कार्यपुस्तिका (आधारिका "ए")

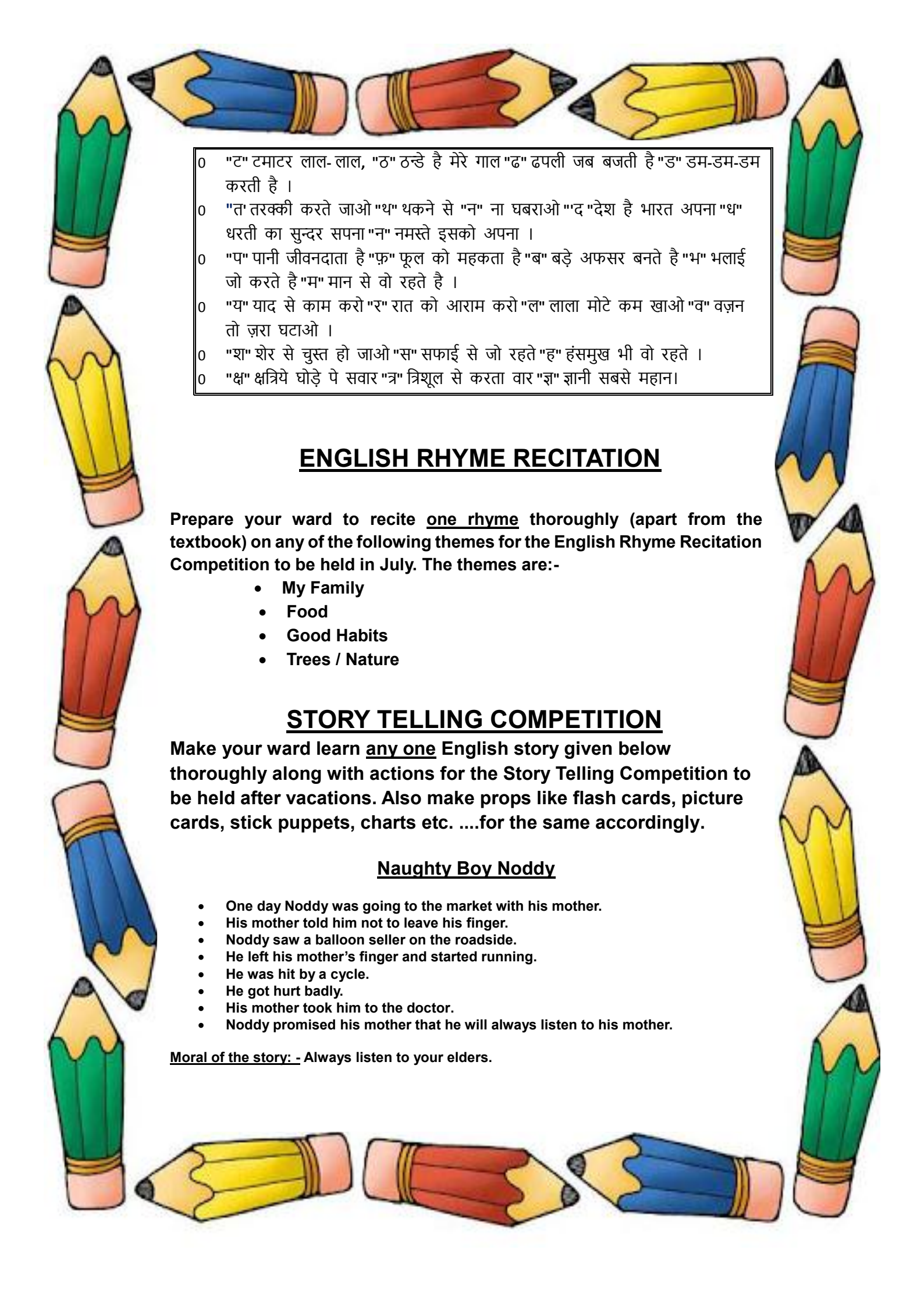
- 0 पृष्ठ संख्या- 1 to 12 में दी गयी शब्दावली को दोहराये
- 0 पृष्ठ संख्या- 1 to 12 में दी गयी स्वर संबंधित कविताओं में से कोई ४ कविताये कंठस्थ करे
- 0 पृष्ठ संख्या - 13, 14, 15 में दिए गए कार्यपत्रको को करे

0 शब्दों में छुपे स्वर पहचान कर उस पर गोला लगाए

- 0 आज आनंदी बहुत खुश थी उसकी माँ उसके लिए नई फ्राक और खाने के लिए इमली लायी थी। आनंदी फ्राक पहनकर इतरा कर चलने लगी आनंदी की एक सहेली थी ऊषा। आनंदी फ्राक पहन कर अपनी सहेली ऊषा के घर गई। वहां उसकी दादी ऐनक लगाकर अखबार पढ़ रही थी और माँ ओखली में धान कूट रही थी। आनंदी और ऊषा दोनों बगीचे में जाकर खेलने लगी। बगीचे में आम, अनार, अमरुद के पेड़ और अंगूर की बेल थी। दोनों ने बगीचे में जाकर फल खाए और झूला भी झूला। आज दोनों को बहुत आनंद आया। अब शाम हो गयी थी इसलिए आनंदी अपने घर लौट आयी।

0 व्यंजनमाला में व्यंजन पर गोला लगाओ।

- 0 "क" कमल है सुन्दर फूल, "ख" खाने में पड़े न धूल, "ग" गमले में डालो पानी "घ" घर की है मम्मी रानी।

- 
- 0 "ट" टमाटर लाल- लाल, "ठ" ठन्डे है मेरे गाल "ढ" ढपली जब बजती है "ड" डम-डम-डम करती है ।
- 0 "त" तरक्की करते जाओ "थ" थकने से "न" ना घबराओ "द" देश है भारत अपना "ध" धरती का सुन्दर सपना "न" नमस्ते इसको अपना ।
- 0 "प" पानी जीवनदाता है "फ़" फूल को महकता है "ब" बड़े अफसर बनते है "भ" भलाई जो करते है "म" मान से वो रहते है ।
- 0 "य" याद से काम करो "र" रात को आराम करो "ल" लाला मोटे कम खाओ "व" वज़न तो ज़रा घटाओ ।
- 0 "श" शेर से चुस्त हो जाओ "स" सफाई से जो रहते "ह" हंसमुख भी वो रहते ।
- 0 "क्ष" क्षत्रिये घोड़े पे सवार "त्र" त्रिशूल से करता वार "ज्ञ" ज्ञानी सबसे महान।

ENGLISH RHYME RECITATION

Prepare your ward to recite one rhyme thoroughly (apart from the textbook) on any of the following themes for the English Rhyme Recitation Competition to be held in July. The themes are:-

- My Family
- Food
- Good Habits
- Trees / Nature

STORY TELLING COMPETITION

Make your ward learn any one English story given below thoroughly along with actions for the Story Telling Competition to be held after vacations. Also make props like flash cards, picture cards, stick puppets, charts etc.for the same accordingly.

Naughty Boy Noddy

- One day Noddy was going to the market with his mother.
- His mother told him not to leave his finger.
- Noddy saw a balloon seller on the roadside.
- He left his mother's finger and started running.
- He was hit by a cycle.
- He got hurt badly.
- His mother took him to the doctor.
- Noddy promised his mother that he will always listen to his mother.

Moral of the story: - Always listen to your elders.



The Greedy Dog

- Once upon a time there was a dog.
- He was very hungry.
- He searched for food everywhere.
- Atlast he found a bone.
- He picked the bone with his mouth and started walking to his home.
- On the way while crossing a bridge, he saw his reflection.
- He thought it was another dog with a bone.
- He wanted to get the other bone too.
- So he barked at the dog.
- When he opened his mouth his own bone fell into the water.
- The greedy dog felt ashamed and went away.

Moral of the story: - We should not be greedy.

Lion and the Cows

- Once upon a time there lived four cows in a forest.
- They all used to graze together.
- One day a lion saw them. He wanted to eat them so he tried to attack them.
- When the cows saw the lion, all of them fought with him together and the lion ran away.
- After this the cows started grazing separately.
- Due to this one by one the lion killed all of them.

Moral of the story: - United we stand, divided we fall.

The Hare and the Tortoise

- Once upon a time there was a hare and a tortoise.
- They were good friends.
- The hare was always proud that he could run faster than the tortoise.
- So they decided to have a race.
- The hare ran very fast in the race and looked at the tortoise.
- The tortoise was far behind.
- So the hare thought of resting for a while.
- He slept under a tree.
- Meanwhile the tortoise kept walking slowly and reached the winning point.

Moral of the story: - Slow and steady wins the race.


WORKSHEET - 1

Enhance the beauty of the Snow White using lady finger, mirrors, beads, buttons etc.




WORKSHEET – 2

Join the Dots and Colour it.



WORKSHEET - 4

Maze Activity.



Show Amy the way to her tricycle.

WORKSHEET - 4

Colour the worksheet.





HAPPY

HOLIDAYS