

**SANT NIRANKARI PUBLIC SCHOOL**

**HOLIDAY HOME WORK (2018-19)**

**CLASS – I**

**SUBJECT – ENGLISH**

**LITERATURE**

**Q1 . Read the following passage and answer the questions :**

**Hello , my name is Anya. I have a brother. His name is Bobo. I have a pet dog, dicky. My father is a pilot. His name is Gagan. My mother is a homemaker. Preeti, Queeny, Ravi, Susan and Tanya are my cousins. Susan and Tanya are twins. I have three uncles and aunts. My family shares everything. We care for each other.**

**Answer the following question-**

**Q1 Who is Anya's father ?**

**A1 \_\_\_\_\_**

**Q2 What is the name of Anya's brother ?**

**A 2 \_\_\_\_\_**

**Q3 Who are twins ?**

**A3 \_\_\_\_\_**

**Q4 How many uncles and aunts does Anya's have ?**

**A 4 \_\_\_\_\_**

**Q5 Make the sentences-**

**a) Brother - \_\_\_\_\_**

**b) Pet - \_\_\_\_\_**

**c) Pilot - \_\_\_\_\_**

**d) Care - \_\_\_\_\_**

**e) Cousin - \_\_\_\_\_**

**f) Shares - \_\_\_\_\_**



2 .licnep



\_\_\_\_\_

3 .erte



\_\_\_\_\_

4 .lalb



\_\_\_\_\_

5 .elbat



\_\_\_\_\_

6 .bmllraeu



\_\_\_\_\_

Q7 . Arrange the words in the order of the alphabet.

1. Cot          pot          got          hot

\_\_\_\_\_

2. Fun          sun          nun          bun

\_\_\_\_\_

3. Pin          bin          fin          win

\_\_\_\_\_

विषय-हिन्दी

कक्षा-प्रथम

प्र.1 छूटे हुए स्वर लिखो-

अ ..... ..

ई ..... ..

ऊ

ऋ ए ऐ

..... ..

..... ..

अं ..... ..

प्रण 2 क-ज्ञतकलिखो .

..... ..

..... ..

..... ..

..... ..

..... ..

..... ..

..... ..

..... ..

..... ..

प्रण 3 चित्रदेखकरनामलिखो .

1.



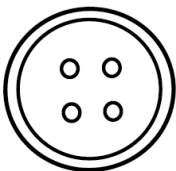
..... ..

11.




..... ..

2.



..... ..

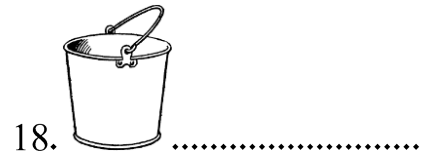

12.



..... ..



4. 7 .....



### प्र 4 पढ़कर उत्तर दो .

(I) जय, इधर आ।

असलम, इधर आ।

सड़क पर मत टहल।

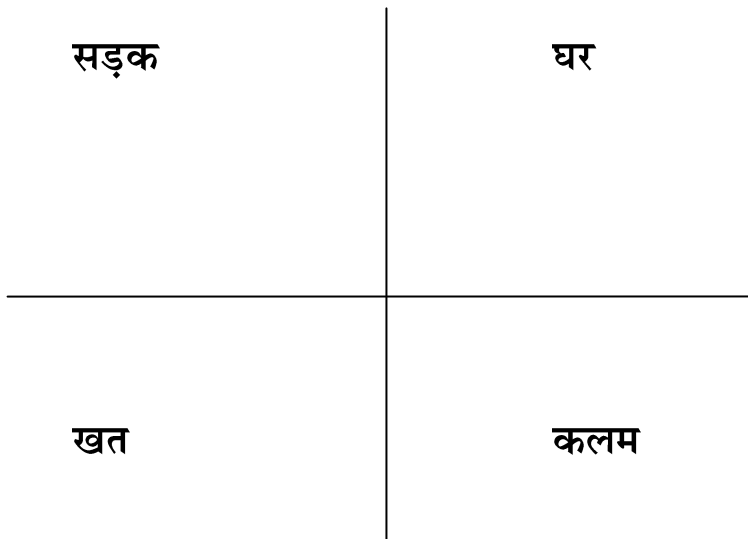
घर चलकर फल चख।

कलम रख कर खत पढ़।

( क ) रिक्तस्थानभरो-

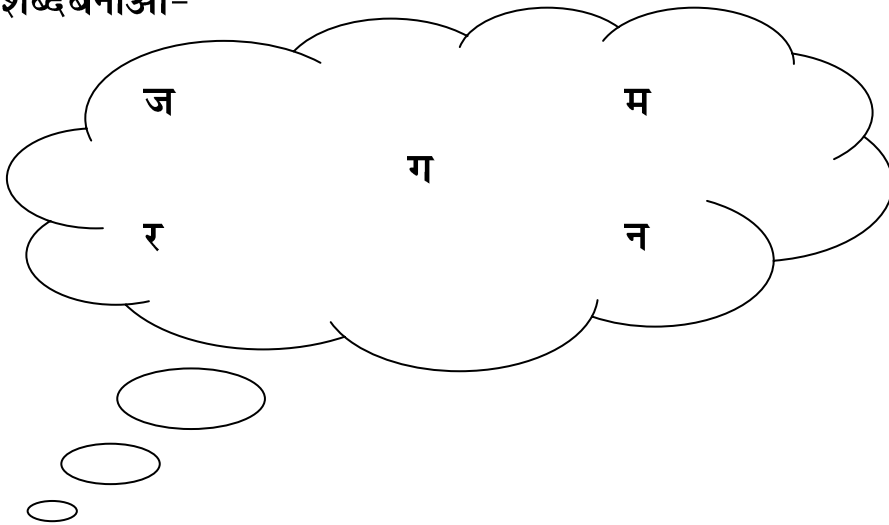
1. असलम..... आ।
2. सडकपरमत .....।
3. कलम रख कर ..... पढ।

( ख ) चित्र बनाओ-



( ग ) बादलमेंसेवर्णचुनकर ( दो ) दो अक्षरवाले व ( दो ) तीन अक्षरवाले

शब्दबनाओ-



दो अक्षर

तीन अक्षर

.....

.....

.....

.....

## ( II ) पढ़कर उत्तर दो .

राम इधर आ।

लाल-लालटमाटरला।

नावपरमत चढ।

आसमानपरबादलछाया।

सबकामनतबहरषाया।

## ( क ) अबबताओ-

1. रामक्यालाया?

.....

2. टमाटरकिसरंगकाथा?

.....

3. आसमानपरक्याछाया?

.....

4. सबकाक्याहरषाया?

.....


(ख) चित्र बनाओ-

टमाटर

नाव


प्र5 चित्रदेखकरवाक्यपूरेकरो .

(क) कमल  .....

(ख) रमा  .....

(ग) अमन  .....

(घ) राम  .....

(ड.) माला  .....

प्र6 आ ( ा ) कीमात्रा

लगाओ-




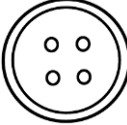
1. तल - त...ल...


2. मल - म...ल...










3. हथ - ह...थ
4. बदल - ब...दल
5. गमल - गमल...
6. टमटर - टम...टर
7. कल - क...ल...
8. दल - द...ल
9. अनर - अन...र
10. धन - ध...न

प्र 7 सहीशब्दपरगोलाकरो .

1.  गमला गामला
2.  छत छाता
3.  कलम कमल
4.  पठन बटन

5.  आग झग

### प्र8 मिलानकरो .

- |    |   |      |
|----|---|------|
| 1. |    | शरबत |
| 2. |    | मग   |
| 3. |    | कलश  |
| 4. | 8   | कमल  |
| 5. |   | बरगद |
| 6. |  | जाल  |
| 7. |  | नल   |
| 8. |  | आठ   |

### प्र 9 आ ( ा ) कीमात्राकेशब्दोंपरगोलालगाओ .

- |           |       |      |      |
|-----------|-------|------|------|
| राजा      | गज    | टमटम | थाल  |
| जगमगबाजार | महल   | रथ   |      |
| चरखा      | मसाला | घर   | कटहल |
| काला      | भवन   | आराम | कागज |
| मगर       | तमाश  | घास  | गपशप |

## प्र10 सुलेख .

( क ) आम खाकरमजाआया।

.....

.....

.....

( ख ) बतख मतपकड़।

.....

.....

.....

.....

( ग ) दशरथनफरतमतकर।

.....

.....

.....

( घ ) अबनलपरचल।

.....

.....

( ङ ) मातादाल-चावलबना।

.....

.....

.....

( च ) जलढक कर रख।

.....

.....

.....

( छ ) अटक-अटककरमतपढ।

.....

.....

( ज ) शबनमपनघटपरचल।

.....

.....

( झ ) राजाअखबारलाकरपढ।

.....

.....

( ज ) लालाआवाजलगाताआया।


.....

.....

SUBJECT -MATHS

ASSIGNMENT -I


1. Tick the smaller object.



2. Circle the boy near the tree.




3. Tick the higher balloon.



4. Tick the objects which roll and cross the object which slide.



5. Circle the different object.



6. Tick the cat inside the basket.



7. Tick the pencils outside the box.




8. Tick the tall man.



9. Tick the short animal.



10. Tick the vegetable which is light.




11. Tick the heavy animal.



12. Tick the child with long hair.



13. Tick the biggest.



14. Tick the picture which has less colors.



15. Circle the object which is under the table.



## ASSIGNMENT -II

Q1. Complete the counting. (1 TO 100)

	2			5		7		9	
11		13			16		18		20
	22			25			28		
	32		34		36			39	40
41	42			45		47	48		
	52				56		58		60
61		63		65				69	
	72			75			78	79	
	82		84			87			90
91		93			96		98		

Q2. Write >, < or = to compare the numbers.

6 \_\_\_\_\_ 10

10 \_\_\_\_\_ 4

0 \_\_\_\_\_ 5

0 \_\_\_\_\_ 1

3 \_\_\_\_\_ 5

7 \_\_\_\_\_ 9

9 \_\_\_\_\_ 5

6 \_\_\_\_\_ 8

2 \_\_\_\_\_ 1

Q3. Write the numbers in ascending order.

9      3      5      4      \_\_\_\_\_

























0      7      9      6      \_\_\_\_\_

Q4. Write the numbers in descending order.

7      2      8      6      \_\_\_\_\_

5      3      1      4      \_\_\_\_\_

Q5. What comes before?    Q6. What comes after? Q7. What comes in between?

		 	 	7 _____ 9
		 	 	2 _____ 4
		 	 	1 _____ 3
		 	 	4 _____ 6 5 _____ 7

Q8. ANSWER THE QUESTIONS.

- i. Which number comes just before 5? \_\_\_\_\_
- ii. Which number comes just after 2? \_\_\_\_\_
- iii. What comes in between 7 and 9? \_\_\_\_\_
- iv. Circle all the numbers which come after 3? \_\_\_\_\_

1 4      5      8      2


- v. Circle all the numbers which come before 7? \_\_\_\_\_

4      8      2      9      3

Q9. Count and write the number and number names.

 \_\_\_\_\_

 \_\_\_\_\_

 \_\_\_\_\_

 \_\_\_\_\_

Q10. Fill in the blanks.

- i. \_\_\_\_\_ comes just before 10.
- ii.  $0 \times 9 =$  \_\_\_\_\_
- iii. The smallest 2- digit number is \_\_\_\_\_.
- iv. \_\_\_\_\_ comes between 6 and 8.
- v.  $1 \times 6 =$  \_\_\_\_\_

Q11. Complete the dodging table.

$0 \times 1 =$ _____	$0 \times 7 =$ _____	$1 \times 1 =$ _____
$1 \times 9 =$ _____	$1 \times 2 =$ _____	$0 \times 8 =$ _____
$0 \times 10 =$ _____	$1 \times 8 =$ _____	$0 \times 3 =$ _____



$1 \times 7 = \underline{\hspace{2cm}}$

$1 \times 2 = \underline{\hspace{2cm}}$

$0 \times 4 = \underline{\hspace{2cm}}$

$0 \times 5 = \underline{\hspace{2cm}}$






$1 \times 3 = \underline{\hspace{2cm}}$

$1 \times 10 = \underline{\hspace{2cm}}$

### ASSIGNMENT -III

Q1. Write the ordinal numbers

**Ordinal Numbers Worksheet**  
Answer the questions below.

1. Colour the fifth heart.  

2. Colour the eighth square.  

3. Colour the second star.  

4. Colour the tenth circle.  

5. Colour the seventh triangle.  


Teacher of Primary

Q2. Write the name for the given ordinal numbers.

5<sup>th</sup> \_\_\_\_\_ 2<sup>nd</sup> \_\_\_\_\_ 3<sup>rd</sup> \_\_\_\_\_

1<sup>st</sup> \_\_\_\_\_ 4<sup>th</sup> \_\_\_\_\_

Q3. Fill in the blanks.

- i. In the week, Monday is the \_\_\_\_\_ day, Wednesday is the \_\_\_\_\_ day.
- ii. In the year, March is the \_\_\_\_\_ month, August is the \_\_\_\_\_ month.
- iii. In **L I O N**, the third letter is \_\_\_\_\_ and fourth letter is \_\_\_\_\_.
- iv. In **N U M B E R**, the letter E comes \_\_\_\_\_ and the letter R comes \_\_\_\_\_.
- v. \_\_\_\_\_ is the first month of the year.

**SUBJECT – EVS**  
**ASSIGNMENT –I**  
**MYSELF**

Q1 . Write five lines on “MYSELF” .



1. \_\_\_\_\_
2. \_\_\_\_\_
3. \_\_\_\_\_
4. \_\_\_\_\_
5. \_\_\_\_\_

Q2 . Fill the information below to make an identity card for yourself .

NAME : _____
CLASS : _____
SECTION : _____
PHONE NO. : _____
ADDRESS : _____ _____
M.O.T : _____

Q3 . Are you a boy or a girl ?

Color the correct picture.



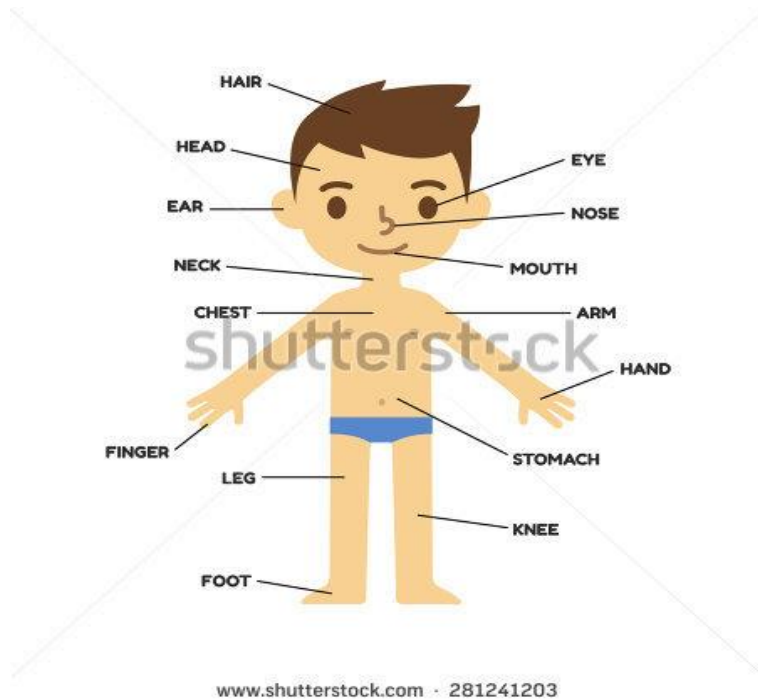
Q4 . Name and draw the following.

My favourite toy	
My favourite food	
My favourite cartoon	

## ASSIGNMENT -II

### MY BODY

Q1 . LOOK AT THE PICTURE , READ AND ANSWER -



Our body parts like legs and hands help us to do many activities like clap , walk , write , hold , climb and play .

A . How many of the following body parts do we have ?

1. EYES \_\_\_\_\_
2. EARS \_\_\_\_\_
3. LEGS \_\_\_\_\_
4. NOSE \_\_\_\_\_
5. FINGERS \_\_\_\_\_

B . UNJUMBLE THE NAMES OF THE BODY PARTS

- 1 . DNAH \_\_\_\_\_
- 2 . OTOF \_\_\_\_\_
- 3 . ESON \_\_\_\_\_
- 4 . GSEL \_\_\_\_\_
- 5 . CKEN \_\_\_\_\_

C . List any three activities that our hands help us to do .

\_\_\_\_\_

---

---

D . List any three activities that our legs help us to do .

---

---

---

E . Complete the names of the following body parts –

1 . M \_ \_ U \_ \_ H

2 . C H \_ \_ S \_ \_

3 . H \_ \_ A D

4 . S T \_ \_ M A \_ \_ H

5 . F \_ \_ N G \_ \_ R

F . Find out and circle the parts of the body in the given maze –

A	U	R	T	O	E	B	C
U	X	W	H	C	D	N	D
S	H	O	U	L	D	E	R
X	A	R	M	N	G	C	A
D	J	K	B	O	I	K	F
F	E	Y	E	S	P	U	O
O	L	N	M	E	A	R	O
K	N	E	E	Q	S	U	T

1 . EYES

6 . EAR

2 . NOSE

7 . THUMB

3 . SHOULDER

8 . FOOT

4 . KNEE

9 . NECK

5 . ARM

10 . TOE

## OUR SENSES

### READ AND ANSWER

Eyes , ears , nose , tongue and skin are called our sense organs .

Our eyes help us to see .

Our ears help us to hear .

Our nose helps us to smell .

Our tongue helps us to taste .

Our skin helps us to feel.

A . Name the five sense organs we have .

---

B . Fill in the blanks –

1 . Our ears help us to \_\_\_\_\_ .

2 . Our \_\_\_\_\_ helps us to feel .

C . State true (T) or false (f) –

1 . We have four sense organs . \_\_\_\_\_

2 . Our nose helps us to see . \_\_\_\_\_

D. Give one word answer for the following –

1 . We smell through this . \_\_\_\_\_

2 . Eyes help us to \_\_\_\_\_

E . Tick the correct option –

1 .Our tongue helps us to \_\_\_\_\_.

A .taste

B .feel

2 . Our \_\_\_\_\_ help us to hear .

A .ears

B .eyes

F . Match the organ with the related object –



EYE



FLOWER



EAR



T.V



NOSE



CACTUS



TONGUE



BELL



SKIN



ICE - CREAM

G . Draw a human face and label the five sense organs .

A large, empty rectangular box with a black border, intended for a drawing and labeling activity.

## SUB-COMPUTER

TOPIC	CONTENT
Ch-1 Computer in our world	1. Collect the pictures of <b>any two Manual Machines and Automatic Machines</b> & paste them in Scrap Book/Chart .
Ch-2 Computer Parts	2. Collect the pictures of <b>“Parts of Computer”</b> and paste them in Scrap Book/Chart.

## SUBJECT- DRAWING

- Page no 22 (Crocodile) and page no 26 (paper craft-fish) to be done in the drawing book itself.